

PREFACE

CREATIVE WRITERS! Primary English Composition Guide & Practice is a series of 6 books specially designed for primary school students. Each book aims to enhance a student's writing skills.

Easy-to-follow Guide

A guide to picture composition writing has been included to enable parents and students to get the most out of this book.

Comprehensive Writing Skills

The two areas of writing activity in this series are:

Picture Study: Develop Ideas Through Pictures

Students will learn to derive information from the pictures given. Acquiring this skill will increase a student's ability to write.

Creative Thinking: Use Your Imagination And Create Unique Plots

Students should also explore the possibilities that may arise from the situations depicted. Hence, the Creative Thinking section seeks to stimulate students to consider alternatives in relation to themselves.

Each exercise contains a Model and Practice designed to help students think and develop their compositions in a logical and creative manner.

Explicit Learning Objectives

In this book, students will learn progressively to:

GUIDED WRITING THROUGH MODEL COMPOSITIONS → HELPING WORDS → PICTURE STUDY
→ GUIDED CONTINUOUS WRITING

- study pictures in detail
- list information
- include their own creative input
- organize the information in a logical sequence

Interdisciplinary Learning

This book teaches through common themes: everyday situations, festivals, moral issues, feelings and stories.



Enhanced Learning

www.onlineresources.sapgrp.com

Download lists of phrasal verbs and similes and reading activities to enrich your learning.

The Editorial Team


CONTENTS


Some Simple Steps To Writing 1

PART 1

GUIDED WRITING THROUGH MODEL COMPOSITIONS

LEARNING FROM A MODEL COMPOSITION

- 1 **My Favourite Fruit** 7
Juicy Sweet Papayas *Model Composition*
Juicy Sweet Pineapples
- 2 **My Family** 11
My Father *Model Composition*
My Little Brother
- 3 **Our Teachers** 15
Our Physical Education Teacher *Model Composition*
Our Music Teacher
- 4 **Hobbies** 19
Mary's Storybooks *Model Composition*
Kelvin's Stamp Collection
- 5 **Birthday Celebrations** 23
My Birthday *Model Composition*
Father's Birthday
- 6 **An Unexpected Present** 27
A Computer At Last! *Model Composition*
Receiving A Digital Camera
- 7 **In The Evening** 31
After School *Model Composition* 
After Dinner
- 8 **A Competition** 35
A Singing Competition *Model Composition*
A Storytelling Competition
- 9 **Good Behaviour** 39
Offering Help *Model Composition*
Lending A Helping Hand
- 10 **Keeping Public Places Clean** 43
Keeping Our Country Clean *Model Composition*
Keeping The Park Clean

- 11** **Visiting The Doctor** 47
 A Terrible Toothache *Model Composition*
 A Terrible Stomachache
- 12** **Keeping Public Areas Beautiful** 51
 The Flowers In The Park *Model Composition*
 Drawing On The Walls
- 13** **Looking For Trouble** 55
 An Encounter With An Angry Dog *Model Composition* 
 Disturbing A Beehive
- 14** **Dreams** 59
 A Dream *Model Composition*
 An Unusual Dream
- 15** **Out Shopping** 63
 At The Hypermarket *Model Composition*
 Shopping With Mother
- 16** **Eating Places** 67
 At A Food Centre *Model Composition*
 At A Food Court
- 17** **Helping Around At Home** 71
 Washing The Family Car *Model Composition*
 Baking Cakes
- 18** **My First Times** 75
 My First Flight *Model Composition*
 My First Cable Car Ride
- 19** **Public Transport** 79
 Travelling By Bus *Model Composition*
 On Board The Train
- 20** **Interests** 83
 Gardening *Model Composition* 
 My Aquarium
- 21** **Outdoor Activities** 87
 Cycling *Model Composition*
 A Barbecue
- 22** **A Person I Know** 91
 Aunt Lucy *Model Composition*
 Uncle Joe
- 23** **My Favourite Place** 95
 The Bookshop *Model Composition*
 The Library
- 24** **An Unusual Night** 99
 A Night Without Television *Model Composition*
 A Blackout
- 25** **Cleaning Day** 103
 Spring Cleaning *Model Composition*
 School Cleaning Day 

PART 3

GUIDED WRITING THROUGH PICTURE STUDY
UNDERSTANDING SEQUENTIAL PICTURES

26	My Masterpiece	107
	My First Book <i>Model Composition</i>	
	My Handmade Doll	
27	Helping Animals In Need	111
	An Injured Bird <i>Model Composition</i>	
	A Stray Dog	
28	Making Mistakes	115
	Staying Up Late <i>Model Composition</i>	
	Cheating In Class	
29	Sports	119
	Tug-of-war <i>Model Composition</i>	
	Sports Day	
30	An Accident	123
	A Sprained Ankle <i>Model Composition</i>	
	An Accident At The Supermarket	
31	Neat And Tidy	127
	Tidying The Bedroom <i>Model Composition</i>	
	Helping Grandmother	
32	Celebrations	131
	Children's Day Celebration <i>Model Composition</i>	
	Chinese New Year	
33	My Favourite Place	135
	The Bird Park <i>Model Composition</i>	
	The Singapore Flyer	
34	Pets	139
	A Naughty Cat <i>Model Composition</i>	
	Having A Pet Puppy	
35	Bus Rides	143
	Taking The School Bus <i>Model Composition</i>	
	A Public Bus Ride	

PART 4


GUIDED CONTINUOUS
WRITING

36	Composition 1	147
37	Composition 2	148
38	Composition 3	149
39	Composition 4 	150
40	Composition 5	151


Some Simple Steps to Writing

STEP 1 Study the picture.

Look at the following picture. To help you describe the picture, you will need to ask yourself some questions.



Question 1: Who are the people in the picture?



Question 2: What has happened / is happening?

(a) Jane is angry.



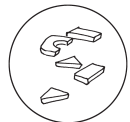
(b) Her book is torn.



(c) Her younger brother is crying.



(d) Her brother's building blocks are on the floor.



(e) Mother is talking to Jane.



Question 3: Where does this take place?

- (a) At home
- (b) In the living room

Question 4: When does this take place?

- (a) On a Sunday afternoon when Mother is at home
- (b) On a weekday after school

STEP 2

Make up a story.



- To write the composition, ask yourself these questions:

1. What happened in the picture?
 - (a) Jane's book was torn.
 - (b) John's building blocks were all over the floor. He cried.
 - (c) Mother spoke to Jane.

2. What happened before this? (Use your imagination.)
 - (a) Jane took out her book and found that a page had been torn.
 - (b) There was a paper plane on the floor. It was the missing page.
 - (c) Jane thought John did it. She was very angry.


3. What happened after that? (Think creatively.)
 - (a) Mother said, "Jane, you must not bully your brother."
 - (b) Jane said, "John tore my textbook."
 - (c) John and Jane apologized to each other.

Tell the story in your own words.

One evening, Jane took out her book to do her homework. She opened the book. She found that a page had been torn from it. There was a paper plane on the floor. It was the missing page!

Jane knew that John was the one who tore her book. He always liked to make paper planes. Jane was very angry. John was building a house with his building blocks. Jane kicked his building blocks down. He cried loudly. Mother came out from the kitchen quickly.

After finding out what had happened, Mother said, “Jane, you must not bully your brother.” Mother taught John to say “sorry” to Jane. Jane also apologized to John. Then Mother helped Jane to mend her book. Everyone was happy again.

STEP 4**Write the composition.**

loudly	torn
paper plane	missing page
furious	kick
cried	building blocks
apologize	bully

Model Composition

One evening, Jane took out her book to do her homework. When she opened the book, she found that a page had been torn from it. Jane looked around for the missing page. There was a paper plane on the floor. It was the missing page!

Jane suspected that John tore her book. He always liked to make paper planes. Jane was furious. She stormed towards John. He was quietly building a house with his building blocks. Jane kicked his building blocks down. He cried loudly at the top of his voice. Mother came out from the kitchen quickly.

After finding out what had happened, Mother said, "Jane, you must not bully your brother." Mother taught John to say "sorry" to Jane for destroying her book. Jane also apologized to John. Then Mother helped Jane to mend her book. Everyone was happy again.

There, you've completed your composition. It is now a story that others will like to read. Happy writing!




NOTES

A large, empty rectangular box with a blue border, intended for writing notes. The box has rounded corners and is centered on the page.

My Favourite Fruit

Look at the picture.



Picture study:

- What is the woman doing?
Cutting the papaya
- What is the girl doing?
Eating the papaya

Creative thinking:

- How would you prepare a papaya for a family member?
Wash the papaya; pare off the skin;
remove the seeds; cut it into pieces

Now, read the composition.

Juicy Sweet Papayas


Yesterday, Mother bought two big papayas from a fruit stall. She kept one in the refrigerator. She washed the other papaya and placed it on the chopping board.

Mother cut the papaya into two halves with a knife. She removed the black seeds. Then she pared off the papaya skin and cut the remaining fruit into small wedges. She placed the papaya wedges on a plate. She also put a toothpick into each papaya wedge.

I picked up a piece and took a bite. It was sweet and juicy. I liked it very much.

Mother often buys papayas for me because they are good for digestion. I like to eat them after dinner.

Look at the picture. Write a composition of at least 80 words. You may use the helping words.



smell
golden
slices

ripe
sweet
leaves

pare
carefully
rough

scales
juicy
heavy

Picture study:

- What is the fruit shown in the picture?
Pineapple
- What is the woman doing?
Paring off the pineapple skin
- What is the boy doing?
Watching

Creative thinking:

- Why do you like to eat pineapples? Give two or more reasons.
Sweet; juicy; delicious
- What are some dishes which have pineapples in them?
Sweet and sour fish; curry

Practice 1**Juicy Sweet Pineapples**

Mother bought a pineapple from the market on Sunday. It was not ripe yet.

After a few days, the heavy pineapple turned yellow. Mother got ready a sharp knife and a chopping board. She placed the pineapple on its side and cut off its stalk. Then she cut the top and bottom parts of the pineapple. She pared the rough pineapple skin with the knife. I stood nearby and watched Mother in action.

Mother cut the pineapple carefully into two halves on a chopping board. Slowly, she cut one half into slices. She placed the pineapple slices on a plate. She also placed a few toothpicks at the side of the plate.

Mother wrapped the other half with clear plastic wrap and kept it in the refrigerator. She said she would use it to make sweet and sour fish for dinner.

I like the taste of pineapples. They are juicy and sweet. I usually eat three slices of it.

Practice 2**My Little Brother**

My brother is called Henry. He is only five years old. He likes to play in the park near our house. Mother usually takes Henry and me to the park on Saturdays.

Last Saturday, there was a man selling balloons at the park. The balloons were very colourful. Mother bought one balloon for each of us. Henry and I held our balloons and ran happily across the field. It was windy. Henry accidentally released his balloon. He tried to grab it back but it flew away. He was very sad. He cried loudly.

I did not want to see Henry sad. I gave him my balloon instead. He smiled again. I was glad that he was happy once more.

Practice 3**Our Music Teacher**

We have music lessons with Miss Lee every Wednesday. Our music lessons last only half an hour each time.

Miss Lee plays both the piano and the organ very well. She teaches us how to sing and play some musical instruments. Sometimes, she lets us use the

tambourines and maracas. Miss Lee always sings a song for us. We love to hear her sing because she has a beautiful voice. Then we sing on our own. She smiles when we sing well.

Miss Lee is in charge of the school choir. She is patient when she teaches the students how to sing a new song.

I like to attend Miss Lee's lessons. I learn how to sing well and am exposed to many different types of songs.

Practice 4**Kelvin's Stamp Collection**

Kelvin loves to collect stamps. He has stamps from many different countries.

Kelvin has ten pen friends in different countries who write to him. When he receives letters from them, he is very happy. He cuts the stamps from the corners of these envelopes. Then he soaks the cut pieces in water. After a while, he removes the wet stamps from the paper carefully. He lets the stamps dry on a towel.

During his free time, Kelvin takes out his stamp collection. He uses a magnifying glass to see his stamps more clearly. He admires his stamp collection. Sometimes, he writes stories by looking at the stamps. He also exchanges some stamps with his friends.

Kelvin keeps all his stamps in his stamp albums. He shows his stamps to his friends using a pair of tweezers.

Practice 5**Father's Birthday**

Mother decided to celebrate Father's birthday at a restaurant. She invited all my uncles, aunts, cousins and neighbours.

The guests who came to the birthday dinner chatted with one another happily. They brought presents for Father. He was glad that all of them could make it.

Dinner was served at 8 pm. Everybody enjoyed the delicious seafood. Suddenly, the lights were dimmed. A waitress pushed a trolley with a birthday cake on it. The lighted candles glowed in the dim setting.

We burst into song. We sang Father a "Happy Birthday" song in English and Mandarin. Father beamed. He was happy to celebrate his special day with all of us.